

Bachelor of Health, Sport and Physical Education

Guide to Thriving



Frequently Asked Questions

What does the BHSPE Program look like?

Graduates of The University of Queensland's Bachelor of Health, Sport and Physical Education (Honours) [BHSPE (Hons)] are qualified to teach:

- Biology (including Year 7-10 science)
- Health and Physical Education (including Year 7-10 HPE, Year 11-12 Physical Education, and Year 11-12 Health).

Bachelor of Health, Sport and Physical Education (Honours) Program Overview

Semester 1				
First Year	BIOL1900 Biophysical Development, Measurement & Assessment	BIOM1050 Biology for Health Sciences	NUTR1023 Health & Fitness Through Diet & Exercise	SPCG1000 Sports Coaching: Learning, Talent & Performance
Second Year	EDUC2003 Teaching Games & Sport	EDUC2010 Literacy & Numeracy	EDUC2012 P-10 Health & Physical Education Curriculum	PHYL2730 Exercise Physiology
Third Year	EDUC3012 Senior Curriculum Studies	EDUC3013 Data, Technology & Learning	EDUC3250 Junior Science	HMST3190 Sport & Health in Society & Culture
Fourth Year	EDUC4005 Major Professional Experience (Education)			

Semester 2				
First Year	ANAT1005 Anatomical Basis of Human Movement	BIOL1630 Biomechanics	HLTH1000 Professions, People & Healthcare	PHYL1007 Physiology for Human Movement Studies
Second Year	EDUC2004 Supportive Learning Environments	HPRM2000 Promoting Health through Physical Activity, Exercise & Diet	NEUR2530 Motor Control & Learning	PSYC2000 Psychology for Sport & Exercise
Third Year	EDUC3006 Inquiry Based Pedagogies	EDUC3011 Youth, Sport & Physical Culture	EDUC3251 Senior Biology	HMST3846 Research Skills
Fourth Year	EDUC4006 Leadership & Research in Health & Physical Education	HMST3191 Indigenous Studies for Sport, Exercise, Physical Education & Nutrition Professionals	SPCG4000 Sports Leadership in Diverse Communities	ELECTIVE Any advanced elective or second level EDUC

Course Focus

■ Knowledge/ Foundation studies in HPE & Science

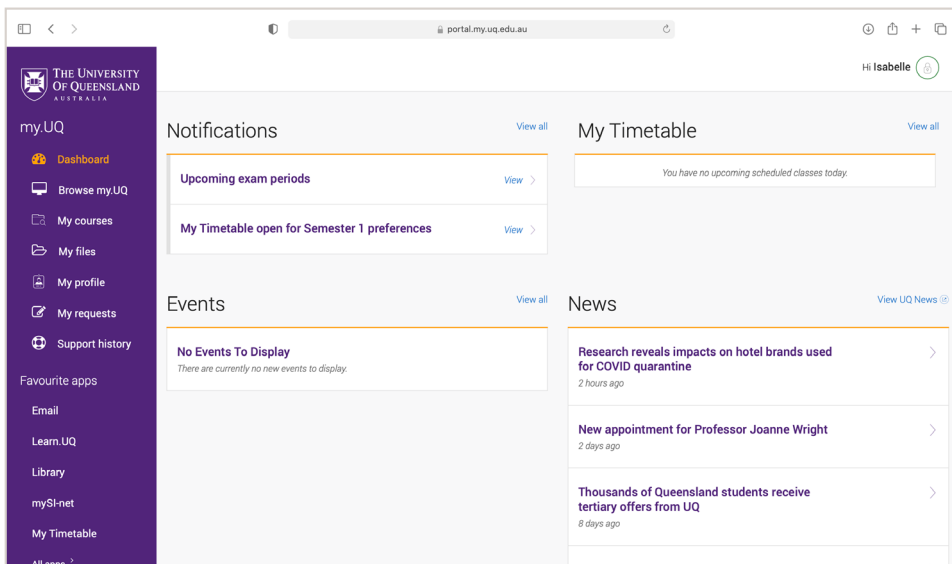
■ Curriculum Studies

■ Pedagogy Studies and/or Professional Experience

What is “my.UQ”?

[Go to my.UQ](#)

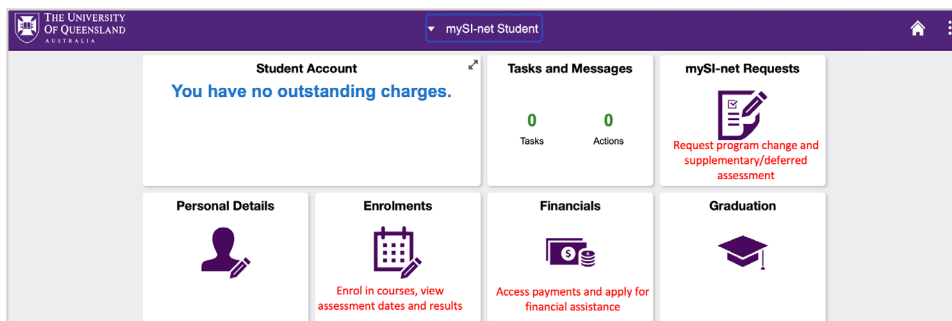
It is the University’s online student portal and provides access to many different UQ online services. You can access your email, blackboard, timetable, calendar and submit forms through “My Requests”.



What is “mySI-net”?

[Go to mySI-net](#)

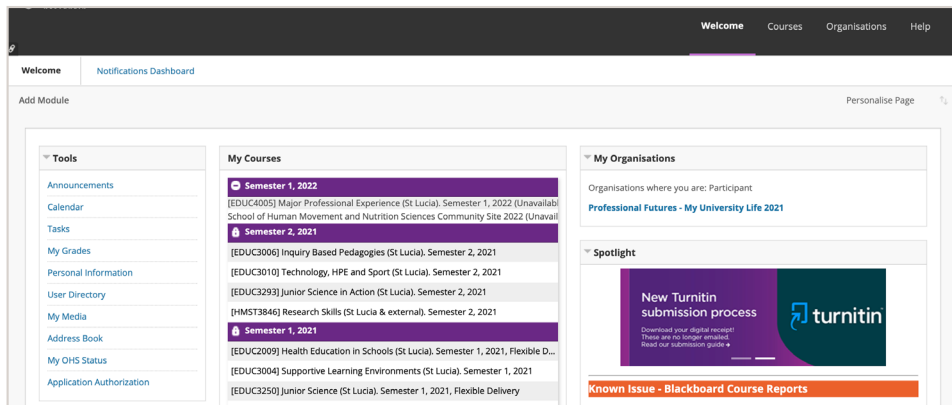
It is the student information network. Use mySI-net to enrol in your courses, view course profiles, pay university fees, apply for financial assistance, view course results and view assessment planners.



What is “UQ Blackboard”?

[Go to UQ Blackboard](#)

UQ Blackboard is a learning management system. It can be used to view lecture notes and recordings through “**Learning Resources**”, submit assessments (“**Assessments**”), read messages from course coordinators (“**Announcements**”), view assessment results (“**My Grades**”) and access past papers/ textbook recommendations (“**Library Links**”).

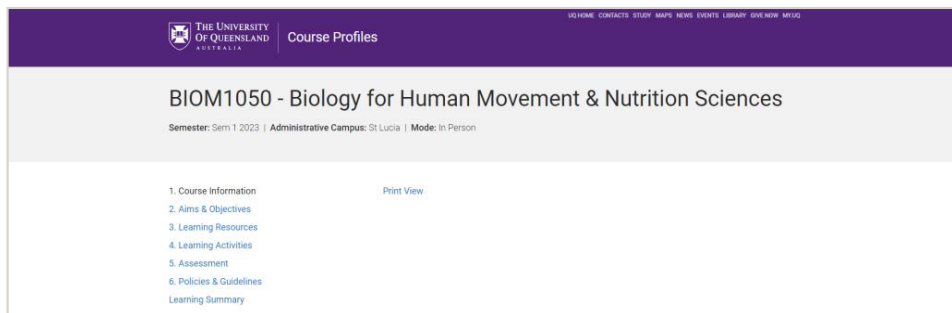


The screenshot shows the UQ Blackboard interface. At the top, there is a navigation bar with 'Welcome', 'Courses', 'Organisations', and 'Help'. Below this, there is a 'Welcome' section with a 'Notifications Dashboard' link. The main content area is divided into three columns: 'Tools', 'My Courses', and 'My Organisations'. The 'Tools' column lists various utility links like Announcements, Calendar, and My Grades. The 'My Courses' column displays a list of courses for Semester 1, 2022 and Semester 2, 2021, including titles like 'Major Professional Experience (St Lucia)' and 'Inquiry Based Pedagogies (St Lucia)'. The 'My Organisations' column shows 'Organisations where you are: Participant' and a link to 'Professional Futures - My University Life 2021'. A 'Spotlight' section features a Turnitin submission process announcement and a 'Known Issue - Blackboard Course Reports' banner.

What is an ECP?

An ECP is an Electronic Course Profile. It provides details about the course, such as lecturer/tutor contact details, course content, required materials, assessment dates and weighting, which may be useful for semester organisation.

1. Access your ECP by first going to [UQ Blackboard](#).
2. Click on course, select “course profile (ECP)” on the left menu bar.



The screenshot shows the UQ Blackboard Course Profiles page for BIOM1050 - Biology for Human Movement & Nutrition Sciences. The page header includes the University of Queensland logo and the text 'THE UNIVERSITY OF QUEENSLAND AUSTRALIA' and 'Course Profiles'. Below the header, the course title 'BIOM1050 - Biology for Human Movement & Nutrition Sciences' is displayed, along with the semester 'Semester: Sem 1, 2023', administrative campus 'Administrative Campus: St Lucia', and mode 'Mode: In Person'. A 'Print View' link is visible. On the left, a navigation menu lists: 1. Course Information, 2. Aims & Objectives, 3. Learning Resources, 4. Learning Activities, 5. Assessment, 6. Policies & Guidelines, and Learning Summary.

How do I connect to UQ Wifi?

1. In Wi-Fi settings on your device choose “**eduroam**”
2. Put in your UQ account username (e.g., s1234567@uq.edu.au)
3. Enter your UQ account password

For additional [Wi-Fi connection help visit here](#)

What is “my Timetable”?

It is where you can plan your timetable, choose your class tutorial preferences, practicals and more, as well as view your timetable each week.

- To check your timetable go to [my.UQ](#), click on “**My Timetable**” and select the “**Timetable**” tab.

Plan Timetable **Preference Timetable** **Additional Help**

THE UNIVERSITY OF QUEENSLAND AUSTRALIA **My Timetable 2022** [view My Timetable 2021](#)

Home **Timetable** Preferences Planner LiveCal Help Logout

Enrolment

- Allocated
- Pending
- Not Allocated

Semester 1, 2022 Important Dates

- Semester 1, Semester 2022 class preferencing now open
- Class preference entry commences 12:00pm, Monday 17 January 2022, and closes 4:00pm, Friday 28 January 2022

How do I check my emails?

1. Log onto [my.UQ](#), go to the dashboard
2. Click on “**Emails**” in the left menu and login. Access emails.

my.UQ

- Dashboard
- Browse my.UQ
- My courses
- My files
- My profile
- My requests
- Support history

Favourite apps

- Email
- Learn.UQ
- Library
- my5net
- My Timetable

Accessing your UQ email account

UQ student email accounts are hosted on a cloud based platform called Office 365. You should check your student email on a daily basis – it’s the main method of communication at UQ.

Logging in

Your Office 365 login details

Email address

Proceed to login

Log in here

Find out more about [accessing your student email account](#)

What should I do if I miss a Lecture/Tutorial/Practical?

- Lectures: You can watch some lecture recordings online on **UQ Blackboard**.
- To access these choose a course, then “**Learning Resources**”, and then “**Lecture Recordings**”
- Tutorials/Pracs: If you know you are going to be missing a tutorial or practical, email your tutor. Always check ECP for full details on attendance, as you may need to provide a medical certificate.

[Go to UQ Library](#)

How do I access the UQ Library?

The UQ Library can be used to chat online with staff and to source and access a variety of research materials.

Where do I find UQ Study Spaces?



Some options include:

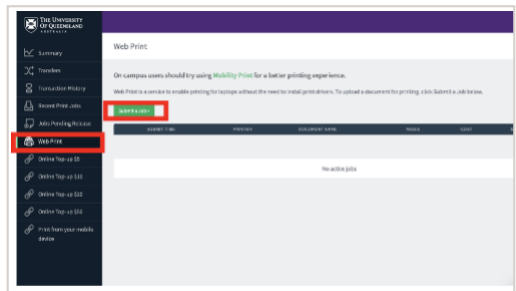
- **Central Library**
- **Biological Sciences Library (BSL)**
- **Dorothy Hill Engineering and Sciences Library**
- **HMNS Learning Centre – Level 1 HMNS Building**

How do I print at UQ?

Recharge your printing account.

Printing documents:

1. Log into your printing account
2. Click “**Web Print**” and then “**submit a job**”



What should I do if I fail a subject?

Do not freak out. If you fail a subject there are a number of options:

1. You may be eligible for **Supplementary Assessment**: second chance to meet exam requirements
2. Repeat the subject in the next semester if it is offered

Discuss these with your Course Coordinator and/or the HMNS Student Administration Team.

What should I do if I have questions or are having trouble with a course?

First, try to solve the problem yourself. For example; Consult ECP and ‘Discussion Board’ on Blackboard, speak to peers, or ask questions on the BHSPE Facebook page. If you still can’t find answer email the Course Coordinator.

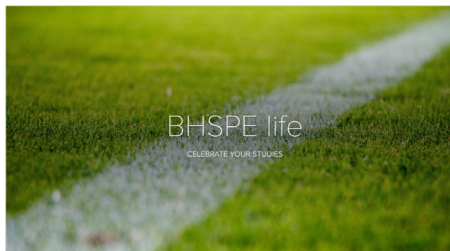
How do I find past exam papers?

Some courses allow you to access **past exam papers** to use as study material.

To search a specific course, use the full course code (e.g. EDUC2012)

BHSPE Information

BHSPE Degree Information



(Click to visit webpage)



(Click to visit webpage)


Videos to Support BHSPE First Year Students



BHSPE Orientation Day



Starting Uni



Making friends in BHSPE



The difference between school and uni



Thriving in 1st Year (Part 1)



Thriving in 1st Year (Part 2)

Helpful Apps



Blackboard

Blackboard



UQ Maps



CelloPark

What services are available on campus?

HMNS Student Administration

Assists with general and student specific inquiries for the BHSPE program.

Level 2 HMNS Building (26B)

07 3365 6240

hmns@enquire.uq.edu.au

[Visit HMNS website](#)


Student Services

Offers free help facilities or advice in the following areas: accommodation, disability, well-being, international student support, learning and studying.

Building 21D, St Lucia

07 3365 1704

ss@uq.edu.au

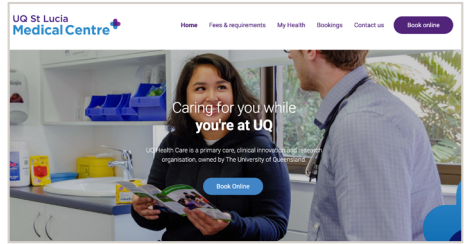


Student help on campus

A source of help and advice (run by UQU) for education and equity, employment, gender and sexuality, legal matters, migration and visa matters and general welfare

[Visit UQU](#)

BHSPE Guide to Thriving available online at:
hmns.uq.edu.au/guidetothriving




UQ Health Care

On campus GP (bulk billing)

Level 1, Gordon Greenwood Building (32)

07 3365 6210

[Visit UQ Health Care](#)



UQ Sport

UQ Sport is one of the state's largest multi-sport complexes.

- Sporting opportunities
- Discounts on gym memberships and sports

[Visit UQ Sport](#)



CREATE CHANGE