



THE UNIVERSITY
OF QUEENSLAND
AUSTRALIA

CREATE CHANGE

Bachelor of Health, Sport and Physical Education

BHSPE Guide to Thriving



Frequently Asked Questions

What does the BHSPE Program look like?

Graduates of The University of Queensland's Bachelor of Health, Sport and Physical Education (Honours) [BHSPE (Hons)] are qualified to teach:

- Biology (including Year 7-10 science)
- Health and Physical Education (including Year 7-10 HPE, Year 11-12 Physical Education, and Year 11-12 Health).

Bachelor of Health, Sport and Physical Education (Honours) Program Overview

First Semester				
First Year	BIOL1900 Biophysical Development, Measurement & Assessment	BIOM1050 Biology for Health Sciences	NUTRI023 Health & Fitness Through Diet & Exercise	SPCG1000 Sports Coaching: Learning, Talent & Performance
Second Year	EDUC2003 Teaching Games & Sport	EDUC2010 Literacy & Numeracy	EDUC2012 P-10 Health & Physical Education Curriculum	PHYL2730 Exercise Physiology
Third Year	EDUC3012 Senior Curriculum Studies	EDUC3013 Data, Technology & Learning	EDUC3250 Junior Science	HMST3190 Sport & Health in Society & Culture
Fourth Year	EDUC4005 Major Professional Experience (Education)			

Second Semester				
First Year	ANAT1005 Anatomical Basis of Human Movement	BIOL1630 Biomechanics	HLTH1000 Professions, People & Healthcare	PHYL1007 Physiology for Human Movement Studies
Second Year	EDUC2004 Supportive Learning Environments	HPRM2000 Promoting Health through Physical Activity, Exercise & Diet	NEUR2530 Motor Control & Learning	PSYC2000 Psychology for Sport & Exercise
Third Year	EDUC3006 Inquiry Based Pedagogies	EDUC3011 Youth, Sport & Physical Culture	EDUC3251 Senior Biology	HMST3846 Research Skills
Fourth Year	EDUC4006 Leadership & Research in Health & Physical Education	HMST3191 Indigenous Studies for Sport, Exercise, Physical Education & Nutrition Professionals	SPCG4000 Sports Leadership in Diverse Communities	ELECTIVE Any advanced elective or second level EDUC

Focus

- Knowledge/ Foundation studies in HPE & Science
- Pedagogy Studies and/or Professional Experience
- Curriculum Studies

What is “my.UQ”?

- It is the University’s online student portal and provides access to many different UQ online services. You can access your email, blackboard, timetable, calendar and submit forms through “My Requests”
- Go to [my.UQ](#)

my.UQ

Hi Isabelle

Notifications [View all](#)

My Timetable [View all](#)

Upcoming exam periods [View >](#)

My Timetable open for Semester 1 preferences [View >](#)

“My Requests”: request assessment extensions/changes and upload vaccination, first aid, CPR and blue card information

News [View UQ News @](#)

Research reveals impacts on hotel brands used for COVID quarantine [>](#)
2 hours ago

New appointment for Professor Joanne Wright [>](#)
2 days ago

Thousands of Queensland students receive tertiary offers from UQ [>](#)
8 days ago

Scientists uncover 'resistance gene' in deadly E. coli [>](#)
11 days ago

What is “mySI-net”?

- It is the student information network. Use mySI-net to enrol in courses, view course profiles, pay university fees, apply for financial assistance, view course results and view assessment planners.
- Go to [mySI-net](#)

THE UNIVERSITY OF QUEENSLAND AUSTRALIA

mySI-net Student

Student Account
You have no outstanding charges.

Tasks and Messages
0 Tasks 0 Actions

mySI-net Requests
Request program change and supplementary/deferred assessment

Personal Details

Enrolments
Enrol in courses, view assessment dates and results

Financials
Access payments and apply for financial assistance

Graduation

What is “UQ Blackboard”?

- UQ Blackboard is a learning management system. It can be used to view lecture notes and recordings through “Learning Resources”, submit assessments (“Assessments”), read messages from course coordinators (“Announcements”), view assessment results (“My Grades”) and access past papers/ textbook recommendations (“Library Links”).
- Go to [UQ Blackboard](#)

The screenshot shows the UQ Blackboard interface. At the top, there are navigation tabs: Welcome, Courses, Organisations, and Help. Below this is a sub-navigation bar with Welcome, Notifications Dashboard, and Personalise Page. The main content area is divided into three columns. The left column contains a 'Tools' menu with options like Announcements, Calendar, Tasks, My Grades, Personal Information, User Directory, My Media, Address Book, My OHS Status, Application Authorization, Academic Integrity Modules (AIM), My Support, iThenticate, and my ePortfolio. The middle column is titled 'My Courses' and lists various courses with their semesters and titles, such as 'Semester 1, 2022' (EDUC4005) and 'Semester 2, 2021' (EDUC3006). The right column is titled 'My Organisations' and shows 'Professional Futures - My University Life 2021'. Below this is a 'Spotlight' section featuring a Turnitin banner for a 'New Turnitin submission process' and two warning boxes: 'Known Issue - Blackboard Course Reports' and 'Disruption to third party content/tools for Learn.UQ (Blackboard)'.

What is an ECP?

- An ECP is an Electronic Course Profile. It provides details about the course, such as lecturer/ tutor contact details, course content, required materials, assessment dates and weighting, which may be useful for semester organisation.
- Access your ECP by first going to [UQ Blackboard](#). Click on course, select “course profile (ECP)” on the left menu bar.

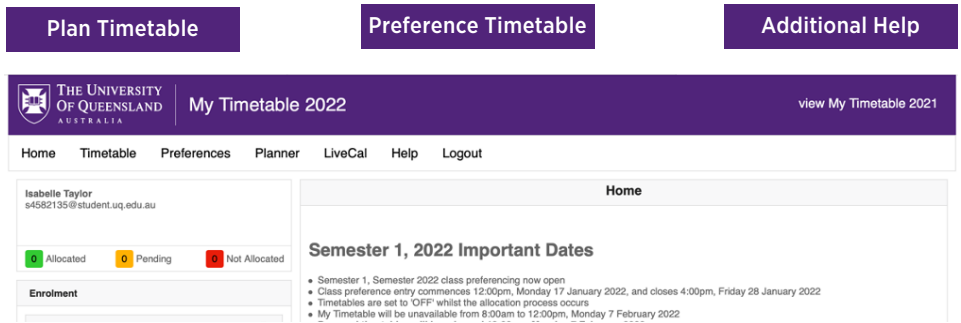
The screenshot shows the 'Course Profiles' page on UQ Blackboard. The top navigation bar includes 'UQ HOME', 'SEARCH', 'CONTACTS', 'STUDY', 'NEWS', 'EVENTS', 'MAPS', and 'LIBRARY'. The main heading is 'Course Profiles' with a 'login uq' button. Below this is a breadcrumb trail: '→ EDUC3293 - Sem 2 2016 - St Lucia - Internal'. The page is titled '1. General Course Information' and '1.1 Course Details'. The 'COURSE PROFILE' section includes a list of links: 1. Course Information, 2. Aims & Objectives, 3. Learning Resources, 4. Learning Activities, 5. Assessment, and 6. Policies & Guidelines. The '1.1 Course Details' section provides the following information: Course Code: EDUC3293, Course Title: Junior Science in Action, Coordinating Unit: School of Human Movement and Nutrition Sciences, Semester: Semester 2, 2016, Mode: Internal, Level: Undergraduate, Location: St Lucia, Number of Units: 2, Contact Hours Per Week: L2P3, Prerequisites: EDUC3292 or EDUC3292, and Course Description: This course focuses on the pedagogical practices underpinning the delivery of the Australian Science Curriculum. This course provides practical opportunities for students to develop and refine a variety of teaching skills and to engage with inquiry based problem solving approaches to Junior Science curriculum. An emphasis is placed on the management of students within laboratory settings and the associated safety protocols and lesson organisation that ensures a safe science learning environment. Assessed Background: To undertake this course you need to have completed EDUC3292 or EDUC3292.

How do I connect to UQ Wifi?

- In Wi-Fi settings on your device choose “eduroam”
- Put in your UQ account username (e.g., s1234567@uq.edu.au)
- Enter your UQ account password
- [Additional Wi-Fi connection help](#)

What is “my Timetable”?

- It is where you can plan your timetable, choose your class tutorial preferences, practicals and more, as well as view your timetable each week.
- To check your timetable go to [my.UQ](#), click on “My Timetable” and select the “Timetable” tab.



Plan Timetable Preference Timetable Additional Help

THE UNIVERSITY OF QUEENSLAND AUSTRALIA My Timetable 2022 view My Timetable 2021

Home Timetable Preferences Planner LiveCal Help Logout

Isabelle Taylor
i4882133@student.uq.edu.au

0 Allocated 0 Pending 0 Not Allocated

Enrolment

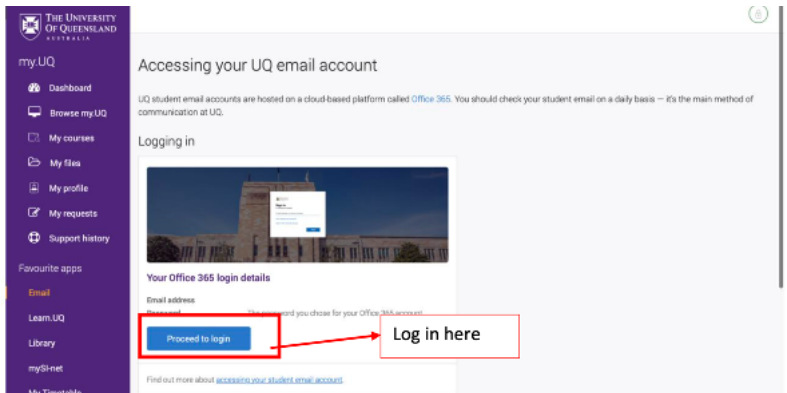
Home

Semester 1, 2022 Important Dates

- Semester 1, Semester 2022 class preferencing now open
- Class preference entry commences 12:00pm, Monday 17 January 2022, and closes 4:00pm, Friday 28 January 2022
- Timetables are set to "OFF" whilst the allocation process occurs
- My Timetable will be unavailable from 8:00am to 12:00pm, Monday 7 February 2022

How do I check my emails?

- Log onto [my.UQ](#), go to the dashboard, click on “Emails” in the left menu and login.
- Access [emails](#)



THE UNIVERSITY OF QUEENSLAND AUSTRALIA

my.UQ

Accessing your UQ email account

UQ student email accounts are hosted on a cloud-based platform called Office 365. You should check your student email on a daily basis – it's the main method of communication at UQ.

Logging in

Your Office 365 login details

Email address

Proceed to login

Log in here

Dashboard
Browse my.UQ
My courses
My files
My profile
My requests
Support history

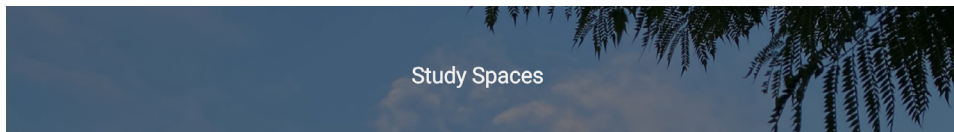
How do I access the UQ Library?

- The UQ Library can be used to chat online with staff and to source and access a variety of research materials.
- Go to the [UQ Library](#)

What should I do if I miss a Lecture/Tutorial/Practical?

- Lectures: You can watch some lecture recordings online on [UQ Blackboard](#).
- To access these choose a course, then “Learning Resources”, and then “Lecture Recordings”
- Tutorials/Pracs: If you know you are going to be missing a tutorial or practical, email your tutor. Always check ECP for full details on attendance, as you may need to provide a medical certificate.

Where do I find UQ study spaces?



Some options include:

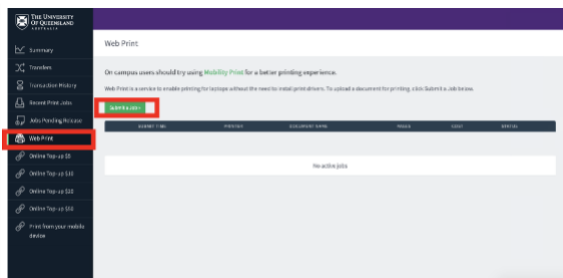
- [Central Library](#)
- [Biological Sciences Library \(BSL\)](#)
- [Dorothy Hill Engineering and Sciences Library](#)
- [HMNS Learning Centre - Level 1 HMNS Building](#)

How do I print at UQ?

[Recharge your printing account](#)

[Printing documents:](#)

1. Log into your printing account
2. Click “Web Print” and then “submit a job”



What should I do if I fail a subject?

Do not freak out. If you fail a subject there are a number of options

1. You may be eligible for [Supplementary Assessment](#): second chance to meet exam requirements
2. Repeat the subject in the next semester if it is offered

Discuss these with your Course Coordinator and/or the HMNS Student Administration Team

What should I do if I have questions or are having trouble with a course?

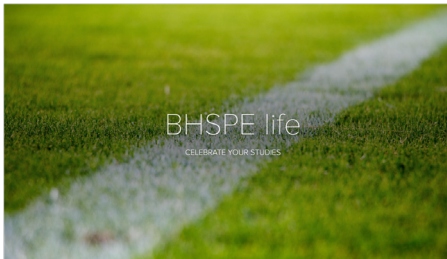
First, try to solve the problem yourself. For example; Consult ECP and ‘Discussion Board’ on Blackboard, speak to peers, or ask questions on the BHSPE Facebook page. If you still can’t find answer email the Course Coordinator.

How do I find past exam papers?

Some courses allow you to access [past exam papers](#) to use as study material. To search a specific course, use the full course code (e.g. EDUC2012)

BHSPE Information

[BHSPE Degree Information](#)




(Click to visit webpage)



(Click to visit webpage)

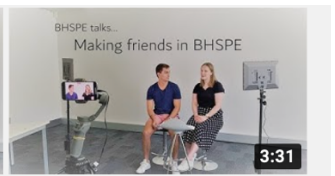
Videos to Support BHSPE First Year Students




[BHSPE Orientation Day](#)



[Starting Uni](#)



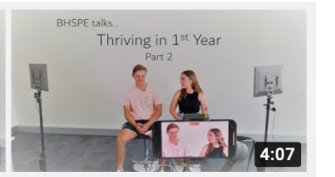
[Making friends in BHSPE](#)



[The difference between school and uni](#)



[Thriving in 1st Year \(Part 1\)](#)





[Thriving in 1st Year \(Part 2\)](#)

Helpful Apps



Blackboard



What services are available at UQ?

HMNS Student Administration

- Assists with general and student specific inquiries for the BHSPE program
- Level 2 HMNS Building (26B)
- Phone: 07 3365 6240
- Email: hmns@enquire.uq.edu.au
- [Go to the website](#)

Student Services

- Offers free help facilities or advice in the following areas: accomodation, disability, well-being, international student support, learning and studying
- Building 21D
- Phone: 07 3365 1704
- Email: ss@uq.edu.au
- [Go to the website](#)

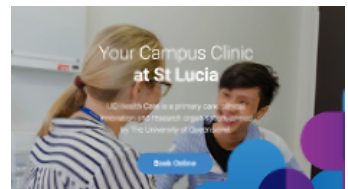
Student help on campus

- A source of help and advice (run by UQU for education and equity, employment, gender and secuality, legal matters, migration and visa matters and general welfare)
- [Go to the website](#)



UQ Health Care

- On campus GP (bulk billing)
- Phone: 07 3365 6210
- Level 1, Gordon Greenwood Building (32)
- [Go to the website](#)



UQ Sport

- Sporting opportunities
- Discounts on gym memberships and sports
- [Go to the website](#)

